


Writing a

spooky

STORY



THREE VERSIONS AVAILABLE: DIGITAL
SLIDES, FULL SHEET PAGES, TARGET
BLANK BOOK SIZE

WRITE A SPOOKY STORY!

Create a spooky story while learning the elements of a story!

Writing a **draft**

Use the information you have brainstormed and create a spooky story.

Drafting and publishing-illustration pages included

Writing a Spooky Story

You will create a spooky story using and transform some spooky ideas!

The Setting

WHERE will your spooky story take place?

The Characters

Who will be in your spooky story?

Describe the spooky characters...

The Problem

What is causing TROUBLE for your characters?

What challenges are the main characters facing? How do the characters try to solve the problem?

The Important Events

What important events happen throughout the story?


Describe an event that changes a character... Describe an event that changes the mood of the story... Describe an event that brings the characters together... Put a * next to the events you will include in your story.

The Solution

How is the problem in the story solved?


How do the characters solve the problem? Is there more than one solution to the problem?

How do the characters feel about the solution?



My Spooky Story

By _____



Two versions available: full size sheets or to fit inside seasonal target blank books. The small sheets fit inside the blank book, haunted house book, or pumpkin book.

WRITE A SPOOKY STORY!

Digital slides included

