

Launching writing workshop

170+ PAGES TO HELP YOU LAUNCH WRITING WORKSHOP IN
YOUR CLASSROOM

launching writing workshop LESSON 1

focus skill

Create a "heart full" of ideas to use as writing inspiration.

materials

- Mentor Text: You Have to Write by Janet S. Wong
- Heart map (copy one for each student)
- Anchor chart paper and markers

mini lesson

Read "You Have to Write" and discuss: We are all authors and have a story to tell. There are ideas all around us and as writers we just have to observe and be ready to write. Discuss writer's block and what do you do when you get stuck.

Create an anchor chart with your own heart map. Discuss with students things that are in your heart...important people, family, hobbies, interests, places, memories, etc. Take suggestions from students and discuss why you would or would not add to your heart map.

independent writing

Students will make and color their own heart map. Thinking about what is in their heart that could help create ideas when they are writing. Their schema about their interests and feelings will help shape their writing. Quick conference with any students that are experiencing writer's block or are unsure what belongs in their heart! (anything!!).


sharing

Before sharing for the first time is a good time to review how to be a good listener, how to give positive feedback, and rules for sharing. Students may not be comfortable sharing to the whole class at this point in the year. Have students do a quick share with a partner. They can share how they created their heart, that is in it, focus on one specific piece and why they added it. Any sharing is important!



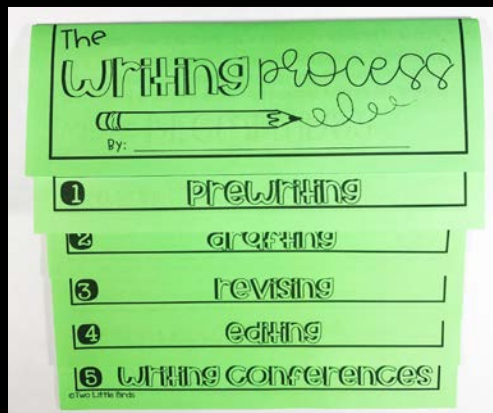
save the heart to put in ideas section of their notebooks after lesson 2.

- 10 complete lesson plans
- Suggested mentor text
- Writing workshop model
- Anchor chart pieces for mini lessons
- Bulletin board pieces for display
- 20 choices of lined paper for finished work
- 20 choices without lines for illustrations

Launching writing workshop



- Writer's notebook pages
- Conferencing labels and sticky notes
- Portfolio pages
- Writing process flipbook
- Writing process foldable book
- Writing process poster
- Student flip card for the writing process
- 6 writing celebration suggestions with everything needed
- Editing and revising tools
- Individual spelling dictionary



And more...